

<b>A Entrance</b>	FLOOR	ELEVATOR
Bistro Brew	1st	
Cashier/Patient Financial Services	1st	
Diagnostic Imaging	1st	
Gift Shop	1st	
Outpatient Laboratory	1st	
Prairie Medical Pharmacy	1st	
Registration	1st	
Women's Healthcare	2nd	A only
Women's Imaging Center	1st	

<b>B Entrance</b>	FLOOR	ELEVATOR
Chapel	1st	
Patient Rooms – ICU	101-115	1st
Patient Rooms – PCU	116-130	1st
Patient Rooms – 2 East	200-210	2nd B
Patient Rooms – 2 South	211-218; 230-231	2nd B
Women & Children's Center	219-229	2nd B
Patient Rooms – 3 East	301-322	3rd B
Patient Rooms – 3 West	323-340	3rd B
Patient Rooms – 4 East	401-422	4th B
Patient Rooms – 4 West	423-444	4th B
Surgical Services (Reception)	1st	

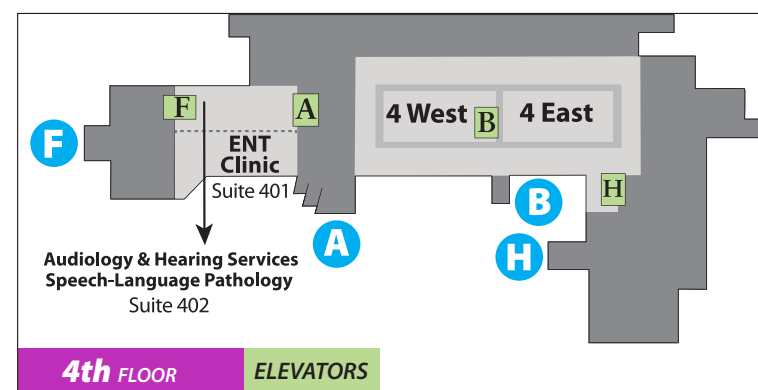
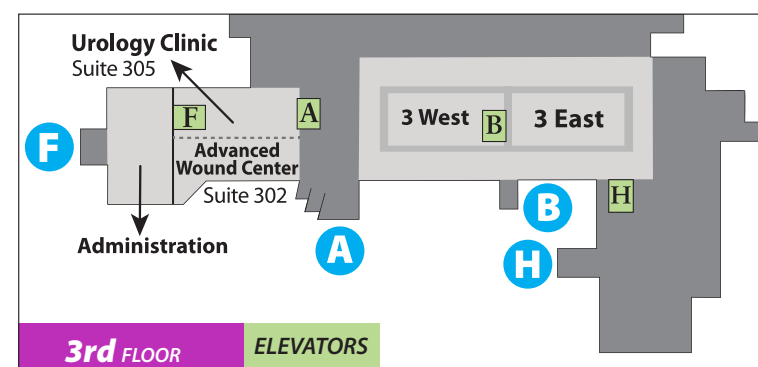
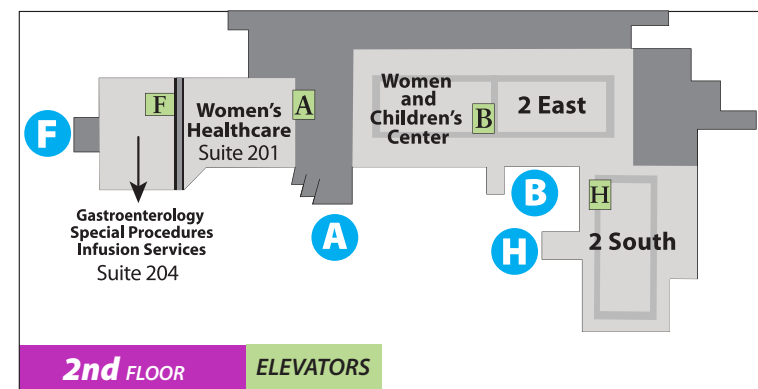
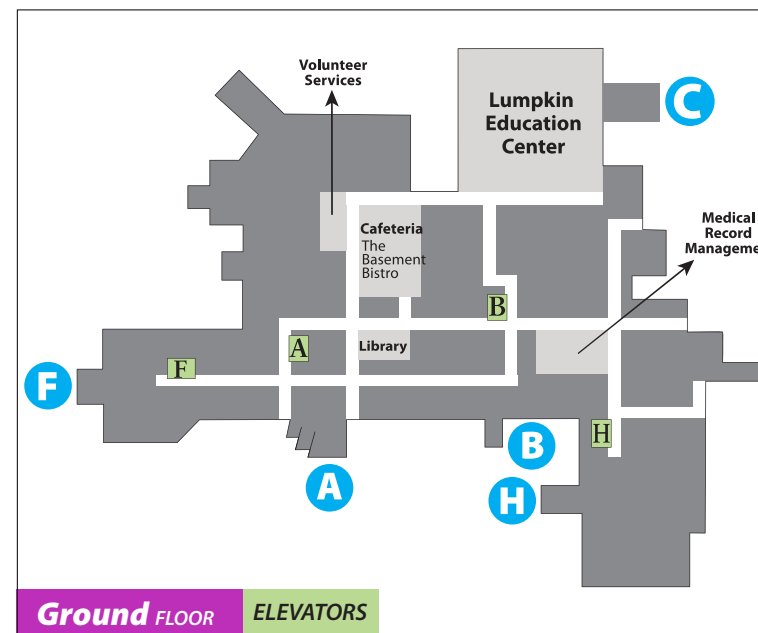
<b>Ground Floor</b>	FLOOR	ELEVATOR
Cafeteria/The Basement Bistro	Ground	A or B
Library	Ground	A or B
Lumpkin Education Center	Ground	A or B
Medical Record Management	Ground	B
Volunteer Services	Ground	A

<b>D Entrance</b>	FLOOR
MRI	1st

<b>E Emergency</b>	FLOOR
	1st

<b>F Entrance</b>	FLOOR	ELEVATOR
Administration	3rd	F
Advanced Wound Center	3rd	A or F
Audiology & Hearing Services	4th	A or F
Center for Interventional Pain	1st	
ENT Clinic	4th	A or F
Gastroenterology & Special Procedures	2nd	F only
Infusion Services	2nd	F only
Neurology Clinic	1st	
Pre-Anesthesia Testing (PAT)	1st	A or F
Speech-Language Pathology Services	4th	A or F
Surgery Clinic	1st	
Urology Clinic	3rd	A or F

<b>H Entrance</b>	FLOOR
Cardiac and Pulmonary Rehab/METS	1st
The Heart Center	1st



# 1 Hospital

DEPARTMENT	ENTRANCE	FLOOR
Administration	F	3rd
Advanced Wound Center –Suite 302	F A	3rd
Audiology & Hearing Services –Suite 402	F A	4th
Bistro Brew	A	1st
Cafeteria / The Basement Bistro	B	Ground
Cardiac Catheterization Lab	H	1st
Center for Interventional Pain –Suite 106	F	1st
Chapel	B	1st
Diagnostic Imaging	A	1st
Emergency	E	1st
ENT Clinic –Suite 401	F A	4th
Gastroenterology & Special Procedures –Suite 204	F	2nd
Gift Shop	A	1st
Heart Center	H	1st
Infusion Services –Suite 204	F	2nd
Library	B	Ground
Lumpkin Education Center	C	Ground
Medical Record Management	B	Ground
MRI	D	1st
Neurology Clinic –Suite 107	F	1st
Outpatient Laboratory	A	1st
Patient Financial Services / Cashier	A	1st
Patient Rooms – ICU (Intensive Care Unit) 101–115	B	1st
Patient Rooms – PCU (Progressive Care Unit) 116–130	B	1st
Patient Rooms – 2 East 200–210	H B	2nd
Patient Rooms – 2 South 211–218; 230–231	H B	2nd
Women & Children’s Center 219–229	B	2nd
Patient Rooms – 3 East 301–322	B	3rd
Patient Rooms – 3 West 323–340	B	3rd
Patient Rooms – 4 East 401–422	B	4th
Patient Rooms – 4 West 423–444	B	4th
Prairie Medical Pharmacy	A	1st
Pre-Anesthesia Testing (PAT) –Suite 104	F	1st
Registration	A	1st
Speech–Language Pathology Services –Suite 402	F	4th
Surgery Clinic –Suite 101	A	1st
Surgical Services	B	1st
Urology Clinic –Suite 305	F	3rd
Volunteer Services	A	Ground
Women’s Healthcare –Suite 201	A	2nd
Women’s Imaging Center	A	1st

## 2 Regional Cancer Center

1001 Health Center Drive

- ### 3 Prairie Pavilion 1
- 1005 Health Center Drive
- Communications
  - Foundation
  - Occupational Medicine
  - Pediatric Clinic
  - Prairie Family Practice
  - Psychiatry & Counseling
  - Sleep Disorders Center

## 4 Surgery Center

1007 Health Center Drive

- ### 5 Prairie Pavilion 2
- 1004 Health Center Drive
- Human Resources
  - Home Care
  - Hospice
  - Orthopedics and Sports Medicine
  - Physical and Occupational Therapy

## 6 Center for Healthy Living

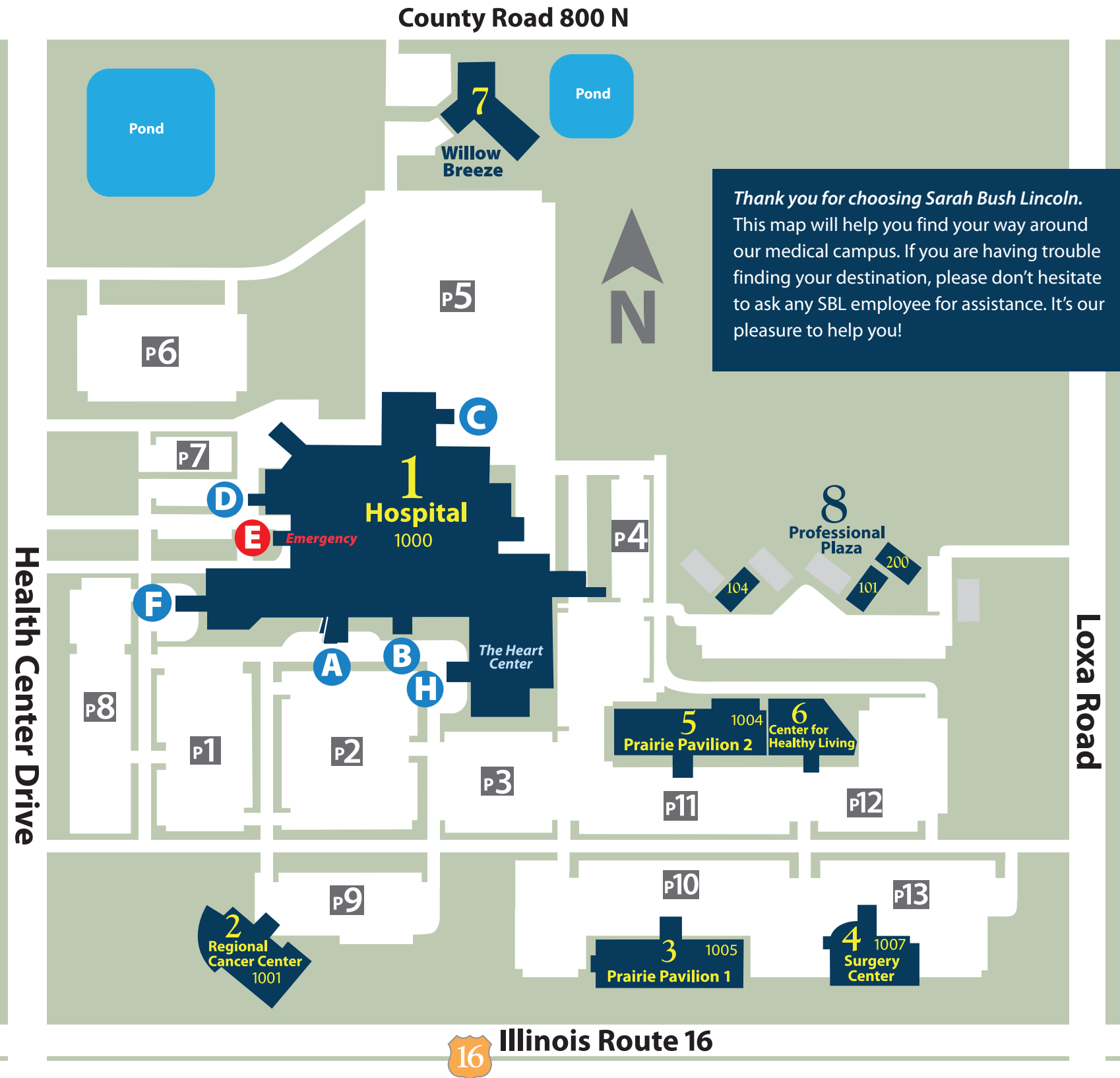
1004 Health Center Drive

- Allergy Clinic
- Bariatric Program
- Fitness Center
- SBL Medical Clinic
- Wellness Services

## 7 Willow Breeze

10660 County Road 800 N  
SBL Hospice House

- ### 8 Professional Plaza
- 101 Internal Medicine (Drs. Vassay & Winograd)
  - 104 EMS (Emergency Medical Services)
  - 200 Renal Care Associates



*Thank you for choosing Sarah Bush Lincoln.*  
This map will help you find your way around our medical campus. If you are having trouble finding your destination, please don't hesitate to ask any SBL employee for assistance. It's our pleasure to help you!